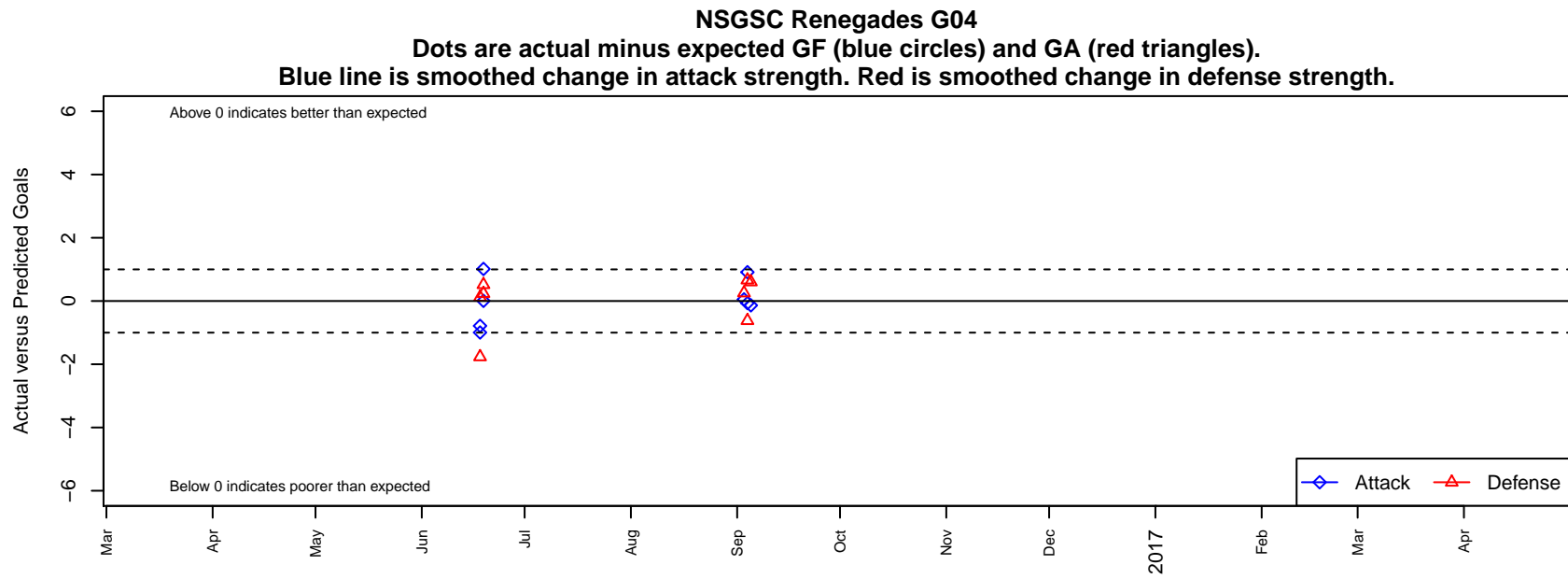


# NSGSC Renegades G04

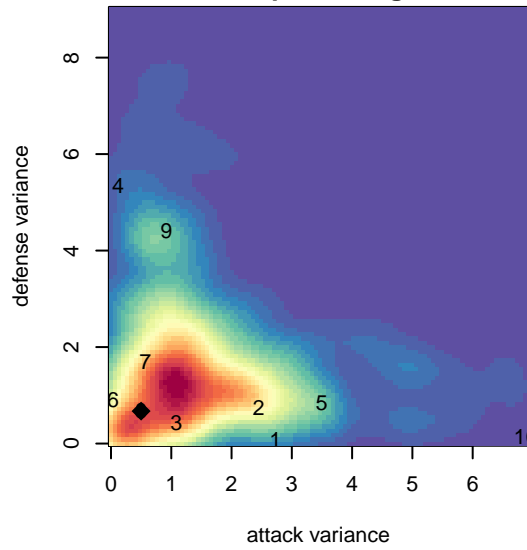
, BC  
G04 total strength=1225  
attack=5.67 defense=3.35

alt names used:  
NSGSC RENEGADES (CND)  
NSGSC 04

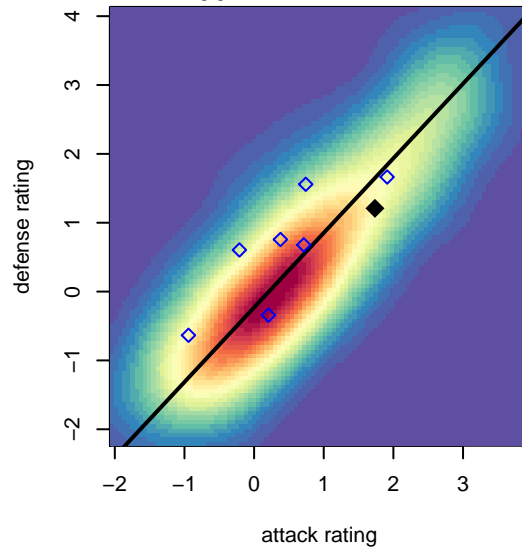
Venues played:  
2016 Snohomish United Invit Gold  
2016 SX Cup U13 Metro – Tier 2 U13



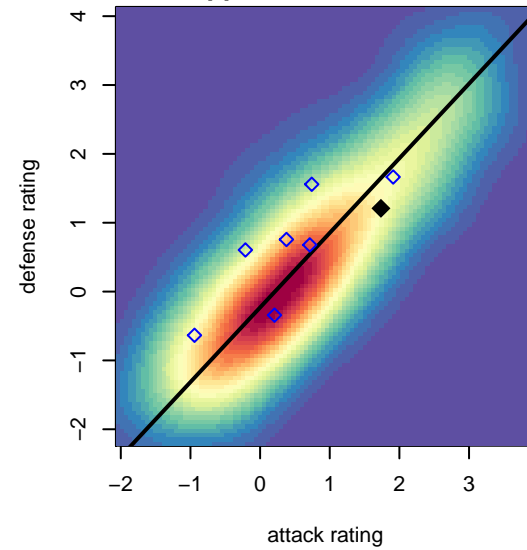
**attack and defense variance (black dot)  
relative to other teams  
and top 10 in region**



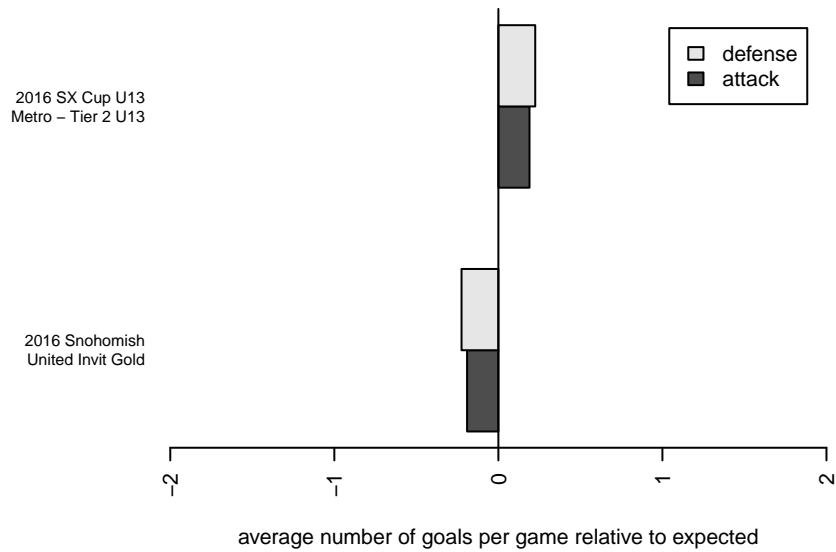
**attack and defense rating  
relative to others at age  
and all opponents in last 13 months**



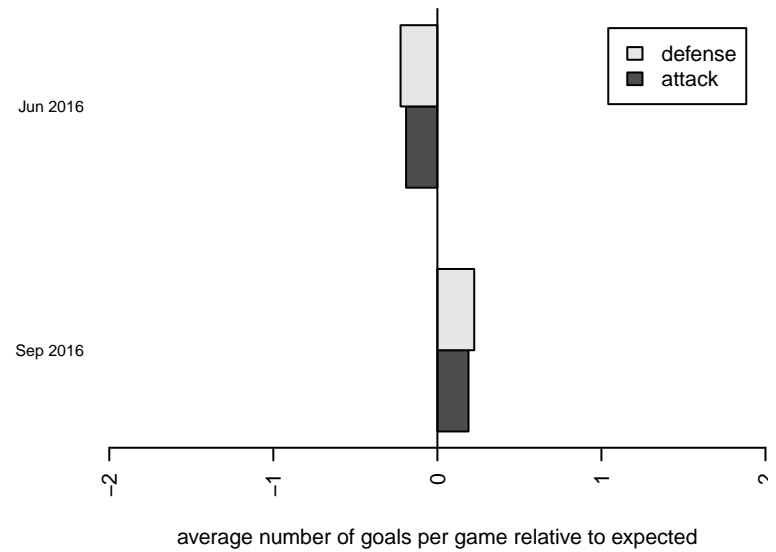
**attack and defense rating  
relative to others at age  
and all opponents in last 13 months**



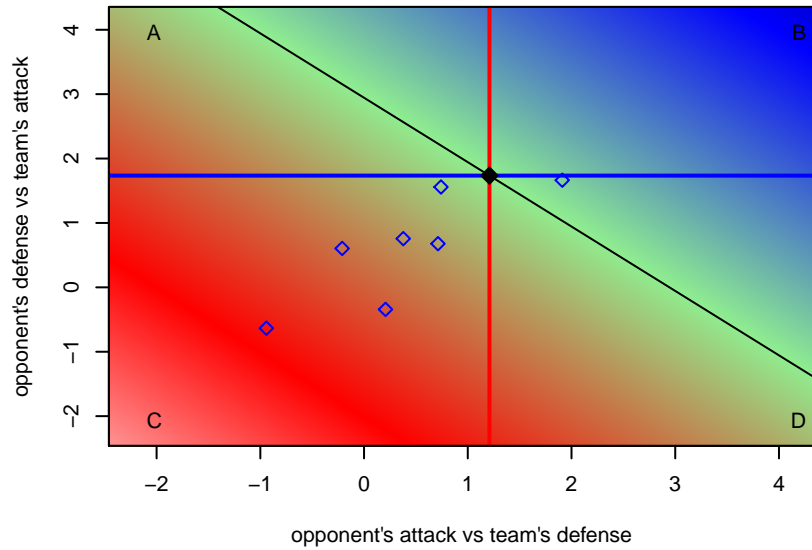
**Performance relative to 13 month average**



**Performance relative to 13 month average**



Distribution of opponents  
 Red = Lose zone, Blue = Win zone, Green = Even  
 Black line separates win/lose zones



lot. A=Neither has attack advantage, B=Opponent has both attack and defense advantage, C=Opponent has both attack and defense disadvantage, D=Both have

<b>date</b>	<b>home</b>		<b>away</b>		<b>venue</b>	<b>pred.home</b>	<b>pred.away</b>
2016-09-05	NSGSC Renegades G04	1	Gorge Spiders G04	0	2016 SX Cup U13 Metro – Tier 2 U13	1.14	0.60
2016-09-04	NSGSC Renegades G04	3	West Vancouver Rangers G04	0	2016 SX Cup U13 Metro – Tier 2 U13	3.07	0.66
2016-09-04	NSGSC Renegades G04	9	Vancouver FC G04	1	2016 SX Cup U13 Metro – Tier 2 U13	8.09	0.38
2016-09-03	NSGSC Renegades G04	3	Surrey Guildford United Metro G04	0	2016 SX Cup U13 Metro – Tier 2 U13	2.95	0.25
2016-06-19	NSGSC Renegades G04	4	Snohomish United Black G04	0	2016 Snohomish United Invit Gold	2.99	0.52
2016-06-19	GS Surf A G04	2	NSGSC Renegades G04	1	2016 Snohomish United Invit Gold	2.23	1.00
2016-06-18	NSC White Impact G04	0	NSGSC Renegades G04	9	2016 Snohomish United Invit Gold	0.12	9.79
2016-06-18	NSGSC Renegades G04	0	GS Surf A G04	4	2016 Snohomish United Invit Gold	1.00	2.23